

# DATA SHEET

## PRODUCT DESCRIPTION


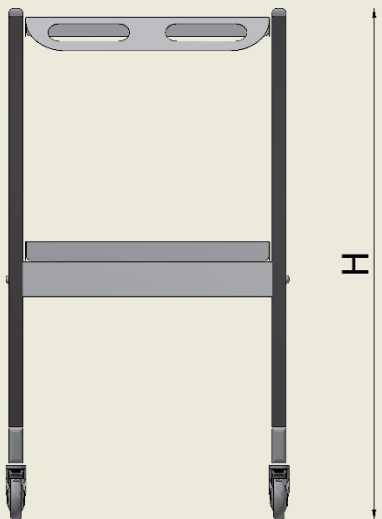
The LINEA IRON mobile unit on wheels combines design and quality to ensure that the IRON trolley offers maximum comfort and extraordinary reliability, fully satisfying every need. Designed to support and move medical and electromedical equipment, this device stands out for its versatility and excellent value for money.

## TECHNICAL FEATURES

ELEMENT(S).	DESCRIPTION
SHELF(S).	Dimensions: 450 x 430 mm Maximum shelf weight: 15Kg
COLUMN/S	Material: Iron
BASE	Tubular shape, equipped with ABS bumper caps
RUOTE	Diameter: Ø80 mm Equipped with two front brakes to ensure stability and safety during use, while facilitating convenient movement of the unit.
OPTIONAL	Cable Holder Arm; Basket;
VERNICIATURA	Epoxy in thermal tunnel at 200° C



# ASSEMBLY INSTRUCTIONS



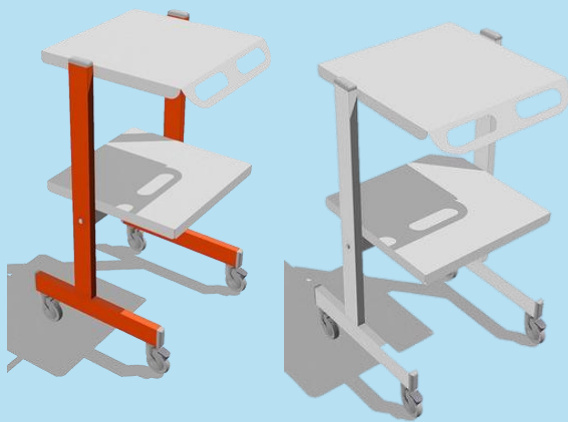
Structure	
Max Total Flow	30kg
Column	Iron
Wheels (mm Ø)	80

# ASSEMBLY INSTRUCTIONS

Total height of the trolley	Shelves		Base	
	H (Height)	W (Width)	D (Depth)	DA (Depth)
mm	mm	mm	mm	mm
860	450	430	520	460

**Compliant with Regulation (EU) 2017/745 on Class I Medical Devices**

## CUSTOM SOLUTIONS



**Scan to visit our website**

To visit our websites, open your phone's camera app and scan the QR code below,

[www.kartmedsolutions.com](http://www.kartmedsolutions.com)

